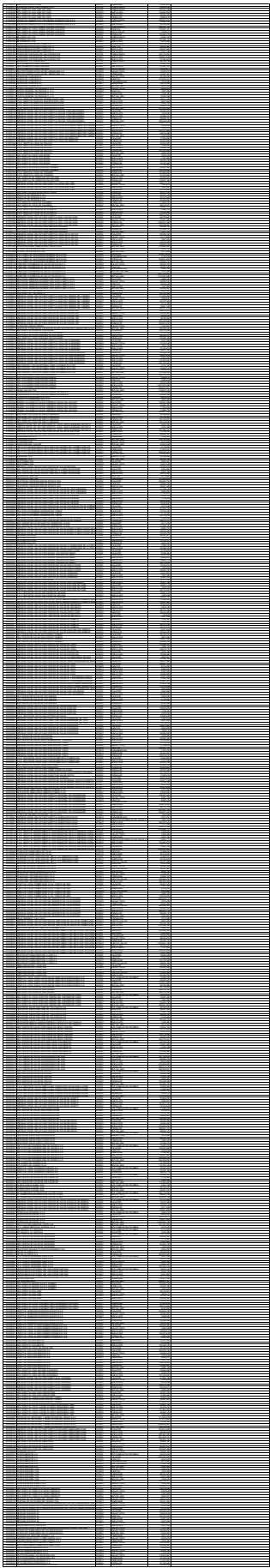
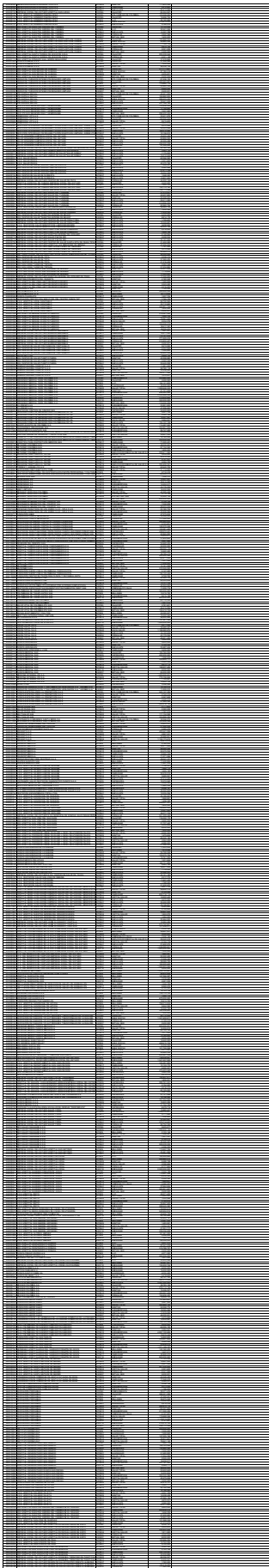
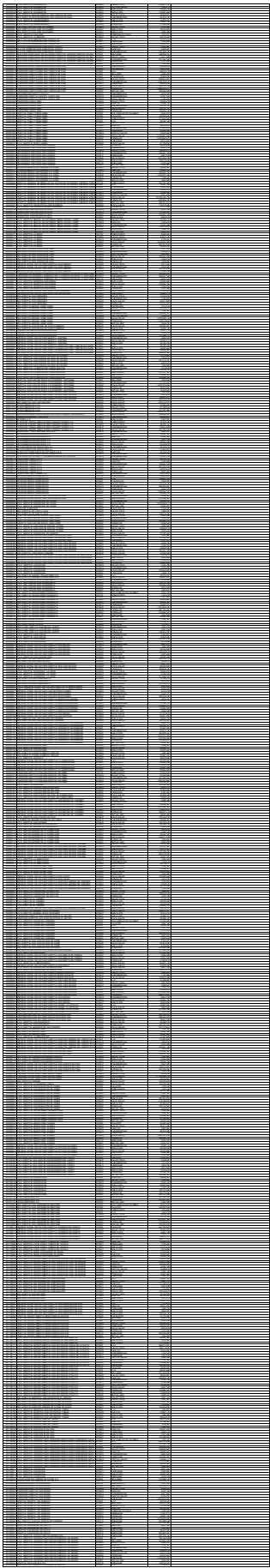
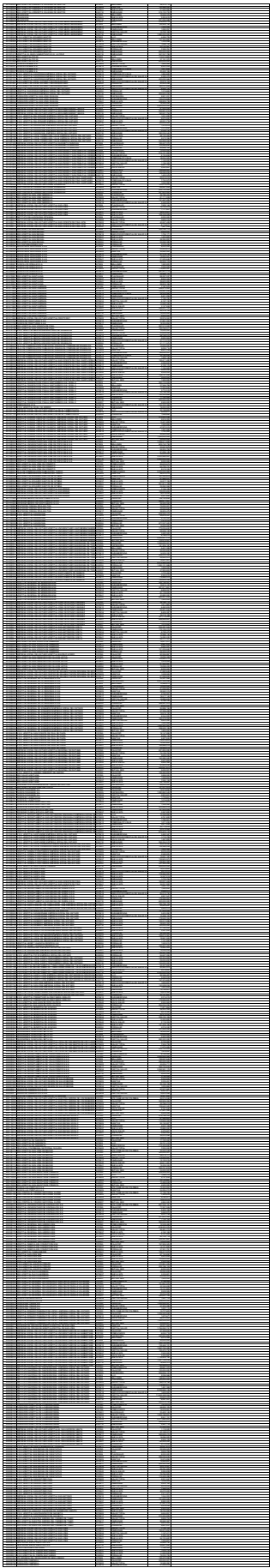


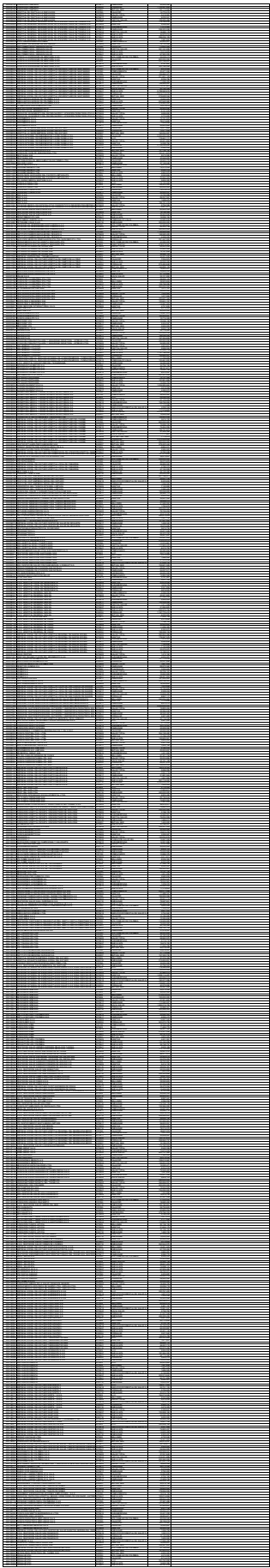
Year	Q1	Q2	Q3	Q4
2008				
2009				
2010				
2011				
2012				
2013				
2014				
2015				
2016				
2017				
2018				
2019				
2020				
2021				
2022				
2023				
2024				
2025				
2026				
2027				
2028				
2029				
2030				
2031				
2032				
2033				
2034				
2035				
2036				
2037				
2038				
2039				
2040				
2041				
2042				
2043				
2044				
2045				
2046				
2047				
2048				
2049				
2050				

The image shows a vertical rectangular area on the left side of a white page. This area is filled with a dense, complex pattern of overlapping horizontal and vertical lines, creating a grid-like or woven appearance. The lines are thin and closely spaced, making the overall texture look like a corrupted scan or a heavily distorted document page. The rest of the page is blank white.



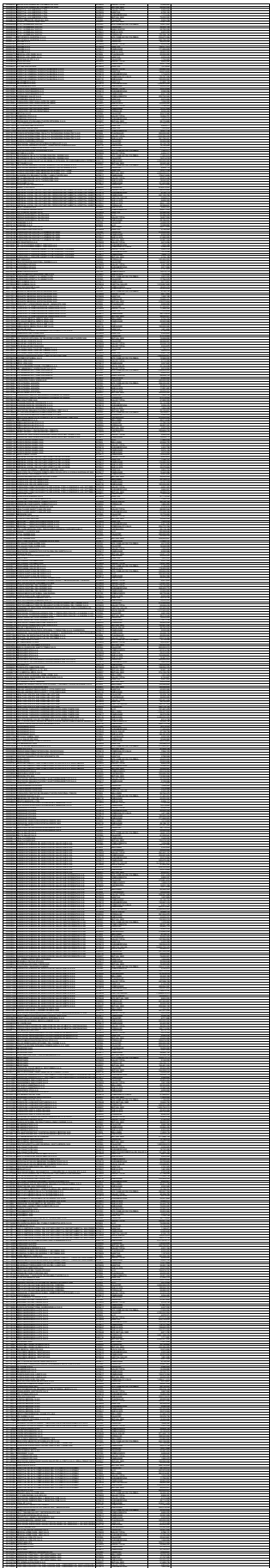
The image shows a vertical rectangular area on the left side of a white page. This area is filled with a dense, repetitive pattern of horizontal lines, creating a grey, textured appearance. The lines are closely spaced and extend across the entire width of the rectangle. This pattern is characteristic of a corrupted image or a page that has been heavily redacted, where the original content is obscured by noise or black bars. The rest of the page is blank white.

The image shows a vertical rectangular region on the left side of a white page. This region is filled with a dense, complex pattern of overlapping horizontal and vertical lines. The lines are thin and closely spaced, creating a textured, almost grayscale appearance. The pattern is consistent throughout the vertical extent of the rectangle, suggesting a corrupted image or a high-resolution grid that has been rendered as a single, dense block of lines.

The image shows a vertical rectangular area on the left side of a white page. This area is filled with a dense, repetitive pattern of horizontal lines, creating a grayscale, textured appearance. The lines are closely spaced and vary slightly in intensity, suggesting a corrupted image or a page that has been heavily redacted or obscured by noise. The rest of the page is blank white.

Year	Q1	Q2	Q3	Q4
2010	10	15	20	25
2011	12	18	23	28
2012	14	20	25	30
2013	16	22	27	32
2014	18	24	29	34
2015	20	26	31	36
2016	22	28	33	38
2017	24	30	35	40
2018	26	32	37	42
2019	28	34	39	44
2020	30	36	41	46
2021	32	38	43	48
2022	34	40	45	50
2023	36	42	47	52
2024	38	44	49	54
2025	40	46	51	56
2026	42	48	53	58
2027	44	50	55	60
2028	46	52	57	62
2029	48	54	59	64
2030	50	56	61	66

This image shows a vertical rectangular area on the left side of a white page. The area is filled with a dense, repeating pattern of horizontal and vertical lines, creating a grid-like or barcode-like appearance. The lines are thin and closely spaced, forming a textured, greyish area. The rest of the page is blank white.



The image shows a vertical rectangular area on the left side of a white page. This area is filled with a dense, repetitive pattern of thin, overlapping horizontal and vertical lines. The lines are closely spaced and create a complex, grid-like texture that is characteristic of a corrupted digital image or a very low-resolution scan of a document page. The rest of the page is blank white space.

Year	2018	2019	2020
Q1	100	100	100
Q2	100	100	100
Q3	100	100	100
Q4	100	100	100
Annual Total	400	400	400

Source: [Unreadable]